

Uponor Combi Port M-Pro Cabinet+manif IW 1200x750X110mm 10HM+9BV

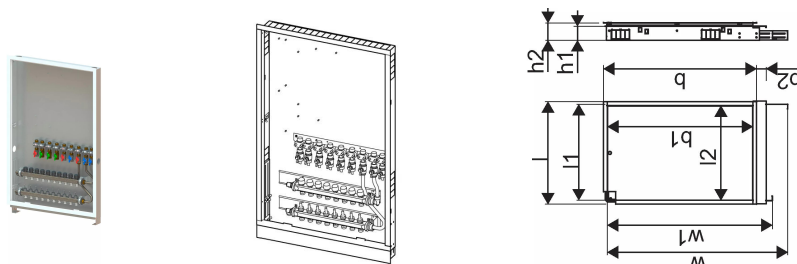
1093818

In-wall mounted cabinet including feet, heating manifold, and rail with pre-installed ball valves. Not needed circuits need to be plugged on site.

Dimensioning codes:

HMV – set of Vario-S manifolds for heating with _ (4,6,8,10) heating circuits

BV – set of 9 ball valves pre-installed on the mounting rail inside the cabinet for heat interface connections



About Uponor Combi Port M-Pro Cabinet+manif IW

Specification

- port completely assembled and pressure tested
- technical limits of use in water for heating and plumbing are shown in technical data sheets
- pipe clamps made of plastic for sound protection and thermal decoupling
- DVGW certified PM Valve with patented triple-sealing technology
- thermal insulation at the supply pipes
- thermostatic bypass valve
- cold water outlet
- spacer for heat meter 110 mm x3/4"
- spacer for water meter 110 mm x3/4"
- venting and drainage valve
- strainer for cold water 0,5 mm
- strainer for primary heating supply line 0,5 mm
- Connection possibility (marked) of an electrical earthing lug
- max. operating pressure heating: PN10
- max. operating pressure sanitary: PN10
- max. operating temperature: 85 °C
- max. differential pressure primary heating: 2,5 bar
- min. pressure sanitary: 2,0 bar
- fitting material sanitary: CW617N
- fitting material heating: CW617N, CW614N
- pipe material: stainless steel 1.4401
- measurements: W/H/D 556 x 620 x 110 mm

Application

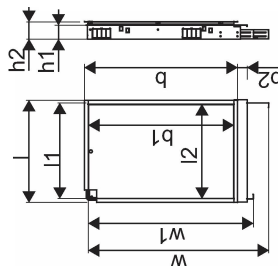
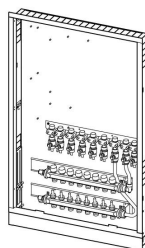
- Decentralized instantaneous domestic hot water generation
- Underfloor heating systems
- Radiator heating systems

Certification

- DVGW approval

Uponor Combi Port M-Pro Cabinet+manif IW 1200x750X110mm 10HM+9BV

1093818



Technical documents

Download documents here 

Uponor UK

Blackmor Lane The Pavilion
WD18 8GA, Watford
UK

T +44 (0)1923 927000
E enquiries.uk@uponor.com

www.uponor.com/en-gb