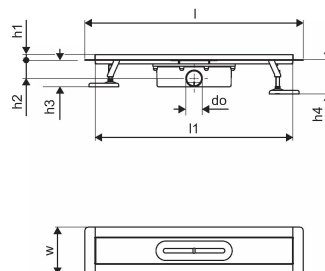


Uponor Aqua Ambient shower inlet black 30/1000mm

1136406

- compatible with various grate attachments
- flow rate: 0,8 l/s
- siphon with cleaning basket, connection to sewage pipes DN 50
- material body: stainless steel matt black powder-coated
- material siphon: polypropylene / ABS



About Uponor Aqua Ambient shower inlet black

Specification

- Modern construction and stylish design in different sizes: 600, 700, 800, 900, 1000mm
- Wide sealing collar (30mm) ensuring tight jointing to the floor construction
- Adjustable height and fixable legs for integration in every kind of floor construction
- Easy installation due to product completeness and compatibility to wastewater installation system (dimension of waste pipes)

Application

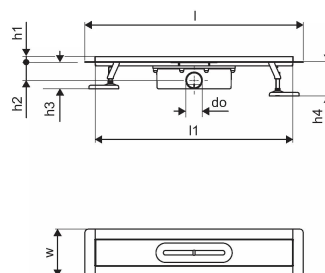
- Housing sewage systems

Certification


- Technical assessment acc EN 1253

Uponor Aqua Ambient shower inlet black 30/1000mm

1136406



Technical documents

Download documents here 

Uponor UK

Blackmor Lane The Pavilion
WD18 8GA, Watford
UK

T +44 (0)1923 927000
E enquiries.uk@uponor.com

www.uponor.com/en-gb